

PROFIT RATE - FOR THE MONTH OF SEPTEMBER 2023

Amount Range		MCB Islamic Asaan Saving Account	MCB Islamic Asaan Remittance Saving Account	MCB Islamic Asaan Digital Saving Account	MCB Islamic Asaan Digital Remittance Saving	MCB Islamic Atfaal Saving Account	MCB Islamic Shandaar Account	MCB Islamic Niswaan Saving Account
From	to	Profit Rate	Profit Rate	Profit Rate	Profit Rate	Profit Rate	Profit Rate	Profit Rate
0	and above	7.8502	7.8502	0.0000	0.0000	11.7497	0.7896	11.7497

Amount Range		MCB Islamic Imaan Saving Account - PKR	MCB Islamic Freelancer Digital Saving Account - PKR
From	to	Profit Rate	Profit Rate
0	and above	7.8502	0.0000

Amount Range		MCB Islamic Imaan Saving Account - USD	MCB Islamic Imaan Saving Account - GBP	MCB Islamic Imaan Saving Account - EUR	MCB Islamic Freelancer Digital Saving - USD	MCB Islamic Freelancer Digital Saving Account - GBP	MCB Islamic Freelancer Digital Saving Account - EUR
From	to	Profit Rate	Profit Rate	Profit Rate	Profit Rate	Profit Rate	Profit Rate
0	and above	0.2640	0.0998	0.1205	0.0000	0.0000	0.0000

Amount Range		MCB Islamic Barkat Saving Account	Amount Range		MCB Islamic Barkat Saving Premium Account	Amount Range		MCB Islamic Barkat Super Saving Account
From	to	Profit Rate	From	to	Profit Rate	From	to	Profit Rate
0	25,000	7.7492	0	5,000,000	8.4500	0	50,000,000	8.4001
25,001	500,000	7.7991	5,000,001	50,000,000	8.6495	50,000,001	100,000,000	8.9488
500,001	5,000,000	7.8502	50,000,001	100,000,000	8.9488	100,000,001	250,000,000	9.2494
5,000,001	50,000,000	7.8988	100,000,001	250,000,000	9.4501	250,000,001	500,000,000	10.0499
50,000,001	250,000,000	7.9499	250,000,001	500,000,000	11.7509	500,000,001	1,000,000,000	13.9994
250,000,001	500,000,000	0.0000	500,000,001	1,000,000,000	0.0000	1,000,000,001	2,000,000,000	0.0000
500,000,001	750,000,000	0.0000	1,000,000,001	2,000,000,000	0.0000	2,000,000,001	3,000,000,000	0.0000
750,000,001	1,000,000,000	0.0000	2,000,000,001	3,000,000,000	0.0000	3,000,000,001	4,000,000,000	0.0000
1,000,000,001	and above	0.0000	3,000,000,001	and above	0.0000	4,000,000,001	and above	19.6010

Amount Range		MCB Islamic Barkat Saving Plus Account	Amount Range		MCB Islamic Rozana Bachat Saving Account	Amount Range		MCB Islamic Rozana Bachat Saving Plus Account
From	To	Profit Rate	From	to	Profit Rate	From	to	Profit Rate
-	100,000	7.7492	0	25,000	7.3489	0	100,000	7.3489
100,001	1,000,000	7.7492	25,001	500,000	7.4000	100,001	1,000,000	7.3489
1,000,001	10,000,000	7.7492	500,001	1,000,000	7.4499	1,000,001	10,000,000	7.3489
10,000,001	50,000,000	7.7492	1,000,001	5,000,000	7.4997	10,000,001	50,000,000	7.3489
50,000,001	250,000,000	0.0000	5,000,001	10,000,000	7.5496	50,000,001	250,000,000	7.3489
250,000,001	500,000,000	0.0000	10,000,001	25,000,000	7.6494	250,000,001	500,000,000	7.3489
500,000,001	750,000,000	0.0000	25,000,001	50,000,000	7.8003	500,000,001	750,000,000	11.9492
750,000,001	1,000,000,000	0.0000	50,000,001	100,000,000	7.8003	750,000,001	1,000,000,000	0.0000
1,000,000,001	2,000,000,000	8.2504	100,000,001	200,000,000	7.8003	1,000,000,001	2,000,000,000	0.0000
2,000,000,001	Above	0.0000	200,000,001	300,000,000	0.0000	2,000,000,001	and above	0.0000
			300,000,001	and above	0.0000			

PROFIT RATE - FOR THE MONTH OF SEPTEMBER 2023

Amount Range		MCB Islamic Rozana Bachat Saving Premium Account	Amount Range		MCB Islamic Rozana Bachat Super Saving Account	Amount Range		MCB Islamic Financial Institution Saving Account
From	to	Profit Rate	From	to	Profit Rate	From	to	Profit Rate
0	5,000,000	9.2494	0	50,000,000	11.9504	0	50,000,000	0.0000
5,000,001	50,000,000	10.9990	50,000,001	100,000,000	12.4505	50,000,001	100,000,000	0.0000
50,000,001	100,000,000	11.5003	100,000,001	250,000,000	16.0507	100,000,001	200,000,000	12.1001
100,000,001	250,000,000	12.9506	250,000,001	500,000,000	16.2503	200,000,001	500,000,000	12.4505
250,000,001	500,000,000	13.4506	500,000,001	1,000,000,000	18.2505	500,000,001	1,000,000,000	15.1504
500,000,001	1,000,000,000	13.9519	1,000,000,001	2,000,000,000	19.0000	1,000,000,001	2,000,000,000	19.5499
1,000,000,001	2,000,000,000	15.8001	2,000,000,001	3,000,000,000	19.0499	2,000,000,001	3,000,000,000	19.6509
2,000,000,001	3,000,000,000	0.0000	3,000,000,001	4,000,000,000	19.1509	3,000,000,001	and above	19.8018
3,000,000,001	and above	0.0000	4,000,000,001	and above	19.2506			

Amount Range		MCB Islamic Na'mat Plus TD 1 Month Maturity	MCB Islamic Na'mat Plus TD 2 Months Maturity	MCB Islamic Na'mat Plus TD 3 Months Monthly	MCB Islamic Na'mat Plus TD 3Months Maturity	MCB Islamic Na'mat Plus TD 6 Months Monthly	MCB Islamic Na'mat Plus TD 6 Months Maturity	MCB Islamic Na'mat Plus TD 1 Year Monthly
From	to	Profit Rate	Profit Rate	Profit Rate	Profit Rate	Profit Rate	Profit Rate	Profit Rate
0	100,000	0.0000	0.0000	0.0000	8.0497	0.0000	8.0996	8.0996
100,001	1,000,000	8.0083	8.0594	8.0594	8.1093	8.0594	8.1592	8.1592
1,000,001	25,000,000	8.4999	0.0000	8.5485	8.5996	8.5485	8.6507	8.6507
25,000,001	50,000,000	8.8004	0.0000	0.0000	0.0000	0.0000	8.9488	0.0000
50,000,001	100,000,000	9.7506	0.0000	0.0000	0.0000	0.0000	9.8991	9.8991
100,000,001	250,000,000	0.0000	0.0000	0.0000	0.0000	0.0000	0.0000	10.1509
250,000,001	500,000,000	0.0000	0.0000	0.0000	0.0000	0.0000	0.0000	0.0000
500,000,001	750,000,000	0.0000	0.0000	0.0000	0.0000	0.0000	0.0000	0.0000
750,000,001	1,000,000,000	0.0000	0.0000	0.0000	0.0000	0.0000	0.0000	0.0000
1,000,000,001	2,000,000,000	0.0000	0.0000	0.0000	0.0000	0.0000	0.0000	0.0000
2,000,000,001	3,000,000,000	0.0000	0.0000	0.0000	0.0000	0.0000	0.0000	0.0000
3,000,000,001	Above	0.0000	0.0000	0.0000	0.0000	0.0000	0.0000	0.0000

Amount Range		MCB Islamic Na'mat Plus TD 1 Year Quarterly	MCB Islamic Na'mat Plus TD 1 Year Maturity	MCB Islamic Na'mat Plus TD 2 Years Monthly	MCB Islamic Na'mat Plus TD 2 Years Quarterly	MCB Islamic Na'mat Plus TD 2 Years Maturity	MCB Islamic Na'mat Plus TD 3 Years Monthly	MCB Islamic Na'mat Plus TD 3 Years Quarterly
From	to	Profit Rate	Profit Rate	Profit Rate	Profit Rate	Profit Rate	Profit Rate	Profit Rate
0	100,000	8.1495	8.1993	8.1495	8.2504	8.3502	0.0000	0.0000
100,001	1,000,000	8.2103	8.2504	8.2103	8.3088	8.4086	8.3088	8.4086
1,000,001	25,000,000	8.6994	8.7298	0.0000	0.0000	8.9002	0.0000	0.0000
25,000,001	50,000,000	8.9890	0.0000	0.0000	0.0000	0.0000	0.0000	0.0000
50,000,001	100,000,000	0.0000	0.0000	0.0000	0.0000	0.0000	0.0000	0.0000
100,000,001	250,000,000	0.0000	0.0000	0.0000	0.0000	0.0000	0.0000	0.0000
250,000,001	500,000,000	0.0000	0.0000	0.0000	0.0000	0.0000	0.0000	0.0000
500,000,001	750,000,000	0.0000	0.0000	0.0000	0.0000	0.0000	0.0000	0.0000
750,000,001	1,000,000,000	0.0000	0.0000	0.0000	0.0000	0.0000	0.0000	0.0000
1,000,000,001	2,000,000,000	0.0000	0.0000	0.0000	0.0000	0.0000	0.0000	0.0000
2,000,000,001	3,000,000,000	0.0000	0.0000	0.0000	0.0000	0.0000	0.0000	0.0000
3,000,000,001	Above	0.0000	0.0000	0.0000	0.0000	0.0000	0.0000	0.0000

PROFIT RATE - FOR THE MONTH OF SEPTEMBER 2023

Amount Range		MCB Islamic Na'mat Plus TD 3 Years Maturity	MCB Islamic Na'mat Plus TD 5 Years Monthly	MCB Islamic Na'mat Plus TD 5 Years Quarterly	MCB Islamic Na'mat Plus TD 5 Years Maturity	Amount Range		MCB Islamic Aasoodgi Term Deposit
From	to	Profit Rate	Profit Rate	Profit Rate	Profit Rate	From	to	Profit Rate
0	100,000	0.0000	8.3502	0.0000	0.0000	0	50,000	15.1504
100,001	1,000,000	0.0000	8.4086	0.0000	8.6094	50,001	500,000	15.1504
1,000,001	25,000,000	0.0000	8.9002	0.0000	0.0000	500,001	1,000,000	15.1504
25,000,001	50,000,000	0.0000	0.0000	0.0000	0.0000	1,000,001	5,000,000	15.1504
50,000,001	100,000,000	0.0000	0.0000	0.0000	0.0000	5,000,001	25,000,000	15.1504
100,000,001	250,000,000	0.0000	0.0000	0.0000	0.0000	25,000,001	50,000,000	15.1504
250,000,001	500,000,000	0.0000	0.0000	0.0000	0.0000	50,000,001	75,000,000	0.0000
500,000,001	750,000,000	0.0000	0.0000	0.0000	0.0000	75,000,001	100,000,000	0.0000
750,000,001	1,000,000,000	0.0000	0.0000	0.0000	0.0000	100,000,001	250,000,000	0.0000
1,000,000,001	2,000,000,000	15.1005	0.0000	0.0000	0.0000	250,000,001	500,000,000	0.0000
2,000,000,001	3,000,000,000	0.0000	0.0000	0.0000	0.0000	500,000,001	750,000,000	0.0000
3,000,000,001	Above	0.0000	0.0000	0.0000	0.0000	750,000,001	1,000,000,000	0.0000
						1,000,000,001	2,000,000,000	0.0000
						2,000,000,001	3,000,000,000	0.0000
						3,000,000,001	Above	0.0000

Amount Range		MCB Islamic Na'mat Premium Plus TD 1 Year Monthly	MCB Islamic Na'mat Premium Plus TD 3 Years Monthly
From	to	Profit Rate	Profit Rate
0	5,000,000	15.5008	11.6304
5,000,001	10,000,000	16.5009	0.0000
10,000,001	and above	16.5009	11.9492

Amount Range		MCB Islamic Na'mat TD 1 Month Maturity	MCB Islamic FI TD 1 Month Maturity	MCB Islamic Na'mat TD 3 Months Maturity	MCB Islamic Na'mat TD 6Months Maturity	MCB Islamic Na'mat TD 1 Year Quarterly
From	to	Profit Rate	Profit Rate	Profit Rate	Profit Rate	Profit Rate
0	and above	7.9499	0.0000	0.0000	8.6507	0.0000

Amount Range		MCB Islamic Na'mat TD 1 Year Monthly	MCB Islamic Na'mat TD 1 Year Maturity
From	to	Profit Rate	Profit Rate
1,000,001	10,000,000	12.1512	16.5021
10,000,001	25,000,000	12.1512	17.0010
25,000,001	50,000,000	13.9507	0.0000
50,000,001	100,000,000	14.4508	0.0000
100,000,001	and above	14.4508	0.0000

Amount Range		MCB Islamic Na'mat TD 2 Years Monthly	MCB Islamic Na'mat TD 2 Years Quarterly	MCB Islamic Na'mat TD 2 Years Maturity	MCB Islamic Na'mat TD 3 Years Monthly	MCB Islamic Na'mat TD 3 Years Quarterly	MCB Islamic Na'mat TD 3 Years Maturity	MCB Islamic Na'mat TD 5 Years Monthly
From	to	Profit Rate	Profit Rate	Profit Rate	Profit Rate	Profit Rate	Profit Rate	Profit Rate
0	and above	0.0000	0.0000	8.9488	0.0000	0.0000	0.0000	0.0000

PROFIT RATE - FOR THE MONTH OF SEPTEMBER 2023

Amount Range		MCB Islamic Na'mat TD 5 Years Quarterly	MCB Islamic Na'mat TD 5 Years Maturity
From	to	Profit Rate	Profit Rate
0	and above	0.0000	0.0000

Amount Range		MCB Islamic Na'mat Plus FCY TD 1 Month Maturity - USD	MCB Islamic Na'mat Plus FCY TD 1 Month Maturity - GBP	MCB Islamic Na'mat Plus FCY TD 1 Month Maturity - EUR	MCB Islamic Na'mat Plus FCY TD 3 Months Monthly - USD	MCB Islamic Na'mat Plus FCY TD 3 Months Monthly - GBP	MCB Islamic Na'mat Plus FCY TD 3 Months Monthly - EUR	MCB Islamic Na'mat Plus FCY TD 3 Months Maturity - USD
From	to	Profit Rate	Profit Rate	Profit Rate	Profit Rate	Profit Rate	Profit Rate	Profit Rate
0	25,000	0.0000	0.0000	0.0000	0.0000	0.0000	0.0000	0.0000
25,001	50,000	0.0000	0.0000	0.0000	0.0000	0.0000	0.0000	0.0000
50,001	250,000	0.0000	0.0000	0.0000	0.0000	0.0000	0.0000	5.9198
250,001	500,000	0.0000	0.0000	0.0000	0.0000	0.0000	0.0000	0.0000
500,001	and above	0.0000	0.0000	0.0000	0.0000	0.0000	0.0000	6.1646

Amount Range		MCB Islamic Na'mat Plus FCY TD 3 Months Maturity - GBP	MCB Islamic Na'mat Plus FCY TD 3 Months Maturity - EUR	MCB Islamic Na'mat Plus FCY TD 6 Months Monthly - USD	MCB Islamic Na'mat Plus FCY TD 6 Months Monthly - GBP	MCB Islamic Na'mat Plus FCY TD 6 Months Monthly - EUR	MCB Islamic Na'mat Plus FCY TD 6 Months Maturity - USD	MCB Islamic Na'mat Plus FCY TD 6 Months Maturity - GBP
From	to	Profit Rate	Profit Rate	Profit Rate	Profit Rate	Profit Rate	Profit Rate	Profit Rate
0	25,000	0.0000	0.0000	0.0000	0.0000	0.0000	0.0000	0.0000
25,001	50,000	0.0000	0.0000	0.0000	0.0000	0.0000	0.0000	0.0000
50,001	250,000	0.0000	0.0000	0.0000	0.0000	0.0000	0.0000	0.0000
250,001	500,000	0.0000	0.0000	0.0000	0.0000	0.0000	0.0000	0.0000
500,001	and above	0.0000	0.0000	0.0000	0.0000	0.0000	0.0000	0.0000

Amount Range		MCB Islamic Na'mat Plus FCY TD 6 Months Maturity - EUR	MCB Islamic Na'mat Plus FCY TD 1 Year Monthly - USD	MCB Islamic Na'mat Plus FCY TD 1 Year Monthly - GBP	MCB Islamic Na'mat Plus FCY TD 1 Year Monthly - EUR	MCB Islamic Na'mat Plus FCY TD 1 Year Maturity - USD	MCB Islamic Na'mat Plus FCY TD 1 Year Maturity - GBP	MCB Islamic Na'mat Plus FCY TD 1 Year Maturity - EUR
From	to	Profit Rate	Profit Rate	Profit Rate	Profit Rate	Profit Rate	Profit Rate	Profit Rate
0	25,000	0.0000	0.0000	0.1497	0.0000	0.0000	0.0000	0.0000
25,001	50,000	0.0000	0.0000	0.0000	0.0000	0.0000	0.0000	0.0000
50,001	250,000	0.0000	0.0000	0.0000	0.0000	0.0000	0.0000	0.0000
250,001	500,000	0.0000	0.0000	0.0000	0.0000	0.0000	0.0000	0.0000
500,001	and above	0.0000	0.0000	0.0000	0.0000	0.0000	0.0000	5.0006

Amount Range		MCB Islamic Na'mat Plus FCY TD 2 Years Monthly - USD	MCB Islamic Na'mat Plus FCY TD 2 Years Monthly - GBP	MCB Islamic Na'mat Plus FCY TD 2 Years Monthly - EUR	MCB Islamic Na'mat Plus FCY TD 2 Years Maturity - USD	MCB Islamic Na'mat Plus FCY TD 2 Years Maturity - GBP	MCB Islamic Na'mat Plus FCY TD 2 Years Maturity - EUR	MCB Islamic Na'mat Plus FCY TD 3 Years Monthly - USD
From	to	Profit Rate	Profit Rate	Profit Rate	Profit Rate	Profit Rate	Profit Rate	Profit Rate
0	25,000	0.0000	0.0000	0.0000	0.0000	0.0000	0.0000	0.0000
25,001	50,000	0.0000	0.0000	0.0000	0.0000	0.0000	0.0000	0.0000
50,001	250,000	0.0000	0.0000	0.0000	0.0000	0.0000	0.0000	0.0000
250,001	500,000	0.0000	0.0000	0.0000	0.0000	0.0000	0.0000	0.0000
500,001	and above	0.0000	0.0000	0.0000	0.0000	0.0000	0.0000	0.0000

PROFIT RATE - FOR THE MONTH OF SEPTEMBER 2023

Amount Range		MCB Islamic Na'mat Plus FCY TD 3 Years Monthly - GBP	MCB Islamic Na'mat Plus FCY TD 3 Years Monthly - EUR	MCB Islamic Na'mat Plus FCY TD 3 Years Maturity - USD	MCB Islamic Na'mat Plus FCY TD 3 Years Maturity - GBP	MCB Islamic Na'mat Plus FCY TD 3 Years Maturity - EUR
From	to	Profit Rate	Profit Rate	Profit Rate	Profit Rate	Profit Rate
0	25,000	0.0000	0.0000	0.0000	0.0000	0.0000
25,001	50,000	0.0000	0.0000	0.0000	0.0000	0.0000
50,001	250,000	0.0000	0.0000	0.0000	0.0000	0.0000
250,001	500,000	0.0000	0.0000	0.0000	0.0000	0.0000
500,001	and above	0.0000	0.0000	0.0000	0.0000	0.0000

Amount Range		Advance Security Receipt - Advance Rentals	Advance Security Receipt - Bank Guarantee	Advance Security Receipt - Car Ijarah	Advance Security Receipt - DM Other	Advance Security Receipt - DM Staff	Advance Security Receipt - Equipment Ijarah	Advance Security Receipt - LC Service Ijarah
From	to	Profit Rate	Profit Rate	Profit Rate	Profit Rate	Profit Rate	Profit Rate	Profit Rate
0	and above	0.0402	0.0402	0.0402	0.0402	0.0402	0.0402	0.0000

Amount Range		Advance Security Receipt - LC under Murabaha	Advance Security Receipt - Others	Advance Security Receipt - FCY Others USD	Main Collection Savings Account (RASR)	Main Disbursement Savings Account (RASR)	SBP- IWS Corporate & Commercial ATL	SBP- IWS SME ATL
From	to	Profit Rate	Profit Rate	Profit Rate	Profit Rate	Profit Rate	Profit Rate	Profit Rate
0	and above	0.0402	0.0402	0.0037	0.0402	0.0402	0.0000	0.0000

Amount Range		SBP- IWS Corporate & Commercial Non - ATL	SBP- IWS SME Non - ATL	SBP- IRFCC upto 5 Years	SBP- ITERF upto 10 Years	SBP- ILTFF upto 3 Years	SBP- ILTFF more than 3 Years & upto 5 Years	SBP- ILTFF more than 5 Years & upto 10 Years
From	to	Profit Rate	Profit Rate	Profit Rate	Profit Rate	Profit Rate	Profit Rate	Profit Rate
0	and above	0.0000	0.0000	0.0000	1.0001	0.0000	0.0000	2.0003


Amount Range		SBP- ILTFF more than 5 Years & upto 10 Years - 7%	SBP- ILTFF more than 5 Years & upto 10 Years - 10%	SBP- IFRE Category I	SBP- IFRE Category II	SBP- IFRE Category III	SBP- IFFSAP SME	SBP- IRFMS SAVINGS ACCOUNT - SME CUSTOMERS - CIRC. 03 OF 2019
From	to	Profit Rate	Profit Rate	Profit Rate	Profit Rate	Profit Rate	Profit Rate	Profit Rate
0	and above	4.0005	6.9997	3.0004	2.0003	0.0000	0.0000	0.0000

Amount Range		SBP- IWCF	SBP- IFFSAP Corporate & Commercial upto 3 Years	SBP- IFFSAP Corp & Comm more than 3 Years & upto 5 Years	SBP- IRCGS-WE	SBP- IFFSAP Corp & Comm more than 5 Years upto 7 Years	SBP-ILTFF SAVINGS ACCOUNT MORE THAN 5 & UPTO 10Y - 10%
From	to	Profit Rate	Profit Rate	Profit Rate	Profit Rate	Profit Rate	Profit Rate
0	and above	0.0000	0.0000	0.0000	0.0000	0.0000	0.0000


PROFIT RATE - FOR THE MONTH OF SEPTEMBER 2023

PROFIT SHARING RATIO	
Rabbul Maal (Depositor)	50%
Mudarib (Bank)	50%

Recommended By:

Fors: 

Department Head - Pool Management




Divisional Head - FCG

Approved By:



Mufti Syed Sabir Hussain
Resident Shari'ah Board Member



Syed Iftikhar Hussain Rizvi
Chief Financial Officer